





























accesorios pvc evacuación

Ø (mm)	CODO 45°				
	Referencia		U./Caja	U./Palet	
32	CHH32/45E	H-H	250	16.000	
40	CHH40/45E	H-H	125	8.000	
50	CHH50/45E	H-H	70	4.480	
110	CHH110/45E	H-H	45	720	
75	CMH75/45E	M-H	60	1.920	
90	CMH90/45E	M-H	32	1.024	
110	CMH110/45E	M-H	60	960	
125	CMH125/45E	M-H	32	512	
160	CMH160/45E	M-H	18	288	
200	CMH200/45E	M-H	6	96	
250	CMH250/45E	M-H	2	32	
315	CMH315/45E	M-H	1	16	
Ø (mm)	CODO 67° 30'				
	Referencia		U./Caja	U./Palet	
32	CHH32/67EF	H-H	250	16.000	
40	CHH40/67E	H-H	100	6.400	
50	CHH50/67EF	H-H	65	4.160	
75	CMH75/67EF	M-H	60	1.920	
90	CMH90/67E	M-H	34	1.088	
110	CMH110/67E	M-H	48	768	
125	CMH125/67EF	M-H	27	432	
160	CMH160/67EF	M-H	12	192	
Ø (mm)	CODO 87° 30'				
	Referencia		U./Caja	U./Palet	
32	CHH32/87E	H-H	200	12.800	
40	CHH40/87E	H-H	100	6.400	
50	CHH50/87E	H-H	50	3.200	
110	CHH110/87E	H-H	35	560	
75	CMH75/87E	M-H	40	1.280	
90	CMH90/87E	M-H	28	896	
110	CMH110/87E	M-H	44	704	
125	CMH125/87E	M-H	24	384	
160	CMH160/87E	M-H	10	160	
200	CMH200/87E	M-H	6	96	
250	CMH250/87E	M-H	2	32	
315	CMH315/87E	M-H	1	16	
Ø (mm)	INJERTO SIMPLE 45°				
	Referencia		U./Caja	U./Palet	
32	ISHH32/45EF	H-H	100	6.400	
40	ISHH40/45EF	H-H	50	3.200	
50	ISHH50/45EF	H-H	30	1.920	
75	ISMH75/45E	M-H	28	896	
90	ISMH90/45E	M-H	30	480	
110	ISMH110/45E	M-H	20	320	
125	ISMH125/45E	M-H	14	224	
160	ISMH160/45E	M-H	5	80	
200	ISMH200/45E	M-H	2	32	
Ø (mm)	INJERTO SIMPLE 67° 30'				
	Referencia		U./Caja	U./Palet	
32	ISHH32/67EF	H-H	100	6.400	
40	ISHH40/67EF	H-H	60	3.840	
50	ISHH50/67EF	H-H	35	2.240	
75	ISMH75/67EF	M-H	26	832	
90	ISMH90/67EF	M-H	36	576	
110	ISMH110/67EF	M-H	16	256	
125	ISMH125/67EF	M-H	12	192	
160	ISMH160/67EF	M-H	7	112	

Ø (mm)	INJERTO SIMPLE 87° 30'				
	Referencia	U./Caja	U./Palet		
32	ISHH32/87EF	H-H	115	7.360	
40	ISHH40/87E	H-H	60	3.840	
50	ISHH50/87EF	H-H	35	2.240	
75	ISMH75/87E	M-H	26	832	
90	ISMH90/87E	M-H	36	576	
110	ISMH110/87E	M-H	22	352	
125	ISMH125/87E	M-H	15	240	
160	ISMH160/87E	M-H	8	128	
200	ISMH200/87EF	M-H	3	48	
250	ISMH250/87E	M-H	2	32	
Ø (mm)	INJERTO DOBLE PLANO 45°				
	Referencia	U./Caja	U./Palet		
110	IDPMH110/45EF	10	160		
Ø (mm)	INJERTO A TUBO				
	Referencia	U./Caja	U./Palet		
100/110/125-32	ITUB32E	90	2.880		
100/110/125-40	ITUB40E	90	2.880		
100/110/125-50	ITUB50E	90	2.880		
Ø (mm)	MANGUITO UNIÓN				
	Referencia	U./Caja	U./Palet		
32	MU32EF	375	24.000		
40	MU40EF	225	14.400		
50	MU50EF	100	6.400		
75	MU75EF	44	2.816		
90	MU90EF	55	1.760		
110	MU110EF	60	960		
125	MU125EF	48	768		
160	MU160E	7	224		
200	MU200E	4	128		
250	MU250E	2	64		
Ø (mm)	MANGUITO DILATACIÓN				
	Referencia	U./Caja	U./Palet		
90	MD90EF	40	1.280		
110	MD110EF	56	896		
125	MD125EF	40	640		
160	MD160E	6	192		
200	MD200E	4	128		
Ø (mm)	AMPLIACIÓN EXCÉNTRICA				
	Referencia	U./Caja	U./Palet		
32/40	AE32/40EF	270	17.280		
32/50	AE32/50EF	150	9.600		
40/50	AE40/50EF	125	8.000		
50/75	AE50/75EF	72	4.608		
75/90	AE75/90EF	88	2.816		
75/110	AE75/110EF	42	1.344		
75/125	AE75/125EF	36	1.152		
90/110	AE90/110E	42	1.344		
90/125	AE90/125EF	36	1.152		
110/125	AE110/125E	25	800		
110/160	AE110/160EF	35	560		
125/160	AE125/160E	35	560		
160/200	AE160/200E	6	192		

accesorios pvc evacuación

Ø (mm)	TAPÓN CIEGO				
	Referencia	U./Caja	U./Palet		
75	TC75EF	100	6.400		
90	TC90EF	75	4.800		
110	TC110E	54	3.456		
125	TC125EF	36	2.304		
Ø (mm)	TAPÓN REDUCIDO SIMPLE				
	Referencia	U./Caja	U./Palet		
75/50	TRS75/50EF	100	6.400		
75/40	TRS75/40EF	100	6.400		
75/32	TRS75/32EF	100	6.400		
90/50	TRS90/50EF	72	4.608		
90/40	TRS90/40EF	72	4.608		
90/32	TRS90/32EF	72	4.608		
110/50	TRS110/50E	54	3.456		
110/40	TRS110/40E	54	3.456		
110/32	TRS110/32E	54	3.456		
125/110	TRS125/110E	36	2.304		
125/90	TRS125/90E	36	2.304		
125/75	TRS125/75E	36	2.304		
125/50	TRS125/50EF	36	2.304		
125/40	TRS125/40EF	36	2.304		
Ø (mm)	TAPÓN REDUCIDO DOBLE				
	Referencia	U./Caja	U./Palet		
90-40-32	TRD90/40/32EF	72	4.608		
90-32-32	TRD90/32/32EF	72	4.608		
110-50-40	TRD110/50/40E	54	3.456		
110-50-32	TRD110/50/32EF	54	3.456		
110-40-40	TRD110/40/40E	54	3.456		
110-40-32	TRD110/40/32E	54	3.456		
110-32-32	TRD110/32/32EF	54	3.456		
125-50-40	TRD125/50/40EF	36	2.304		
125-50-32	TRD125/50/32EF	36	2.304		
125-40-40	TRD125/40/40EF	36	2.304		
125-40-32	TRD125/40/32EF	36	2.304		
Ø (mm)	TAPÓN REDUCIDO TRIPLE				
	Referencia	U./Caja	U./Palet		
125/50/40/40	TRT125/50/40/40E	36	2.304		
125/40/40/40	TRT125/40/40/40E	36	2.304		
125/40/40/32	TRT125/40/40/32E	36	2.304		
125/50/40/40	TRTC125/50/40/40E	36	2.304		
Ø (mm)	TAPÓN REGISTRO				
	Referencia	U./Caja	U./Palet		
110	TREG110E	46	2.944		
125	TREG125E	50	3.200		
160	TREG160E	20	1.280		
200	TREG200E	18	1.152		
Ø (mm)	INJERTO DE CLICK DE SEGURIDAD				
	Referencia	U./Caja	U./Palet		
110/125-50	ISEG50EF	125	8.000		
110/125-40	ISEG50/40EF	125	8.000		

Otros accesorios consultar

Otros accesorios consultar